


LED Intelligent Driver



Dimmable:

 0.1%-100%

- Dimming interface: DALI, Push DIM
- PWM digital dimming, no alter LED color rendering index.
- Dimming range: 0-100%, LED start at 0.1% possible.
- Support lamp current state and fault feedback function.
- DALI dimming curve can be either linear or logarithmic.
- Multi-current & wide voltage, suitable for different power LED.
- Non-load output voltage 0V to prevent damages to LED caused by poor contact.
- Short circuit / Over-heat / Over load / Non-load protection.
- Class 2 power supply. Full protective plastic housing.
- DALI bus standard: IEC62386-101, 102, 207.
- Compliant with Safety Extra Low Voltage standard.
- Suitable for internal lights application for I / II/III.

UL File Number: E497951

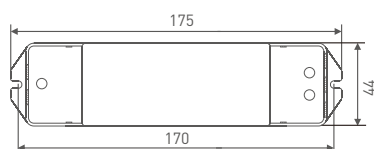


Specification

Model	DALI-15-100-700-U1P1	DALI-25-150-900-U1P1	DALI-36-200-1200-U1P1	
OUTPUT	Output Voltage	10-54Vdc		
	Max Output Voltage	58Vdc		
	Non-load Output Voltage:	0Vdc		
	Output Current	100-700mA	150-900mA	200-1200mA
	Output Power	1W-15W	1.5-25W	2W-36W
	Dimming Range:	0-100%, LED start at 0.1% possible.		
	Dimming Frequency	≤3600Hz (Variable-frequency dimming)		
	Current Accuracy	±5%		
Ripple & Noise	≤2V			
INPUT	Dimming Interface	DALI, Push Dim		
	Input Voltage	100-277Vac ±10%, (Max. 90-305Vac)		
	Frequency	50/60Hz		
	Input Current	115Vac≤0.2A, 230Vac≤0.15A, 277Vac≤0.1A	115Vac≤0.3A, 230Vac≤0.2A, 277Vac≤0.15A	115Vac≤0.45A, 230Vac≤0.25A, 277Vac≤0.2A
	Power Factor	PF>0.97/115Vac, PF>0.93/230Vac, PF>0.9/277Vac (full load)	PF>0.97/115Vac, PF>0.93/230Vac, PF>0.85/277Vac (full load)	PF>0.95/115Vac, PF>0.9/230Vac, PF>0.85/277Vac (full load)
	THD	<16%/115Vac, <20%/230Vac, <29%/277Vac, (full load)	<16%/115Vac, <20%/230Vac, <22%/277Vac, (full load)	<16%/115Vac, <20%/230Vac, <22%/277Vac, (full load)
	Efficiency(typ.)	82%	85%	88%
	Inrush Current(typ.)	Cold start 8A at 230Vac (twidth=75µs measured at 50% Ipeak)	Cold start 10A at 230Vac (twidth=75µs measured at 50% Ipeak)	Cold start 20A at 230Vac (twidth=75µs measured at 50% Ipeak)
Anti Surge	L-N: 1kV			
Leakage Current	<0.5mA/230Vac			
ENVIRONMENT	Working Temperature	ta: -30°C ~ 55°C tc: 75°C		
	Working Humidity	20 ~ 95%RH, non-condensing		
	Storage Temp., Humidity	-40°C ~ 80°C, 10-95%RH		
	Temp. Coefficient	±0.03%/°C [0-50°C]		
	Vibration	10-500Hz, 2G 12min./1cycle, period for 72min. each along X, Y, Z axes.		
PROTECTION	Over-heat Protection	Intelligently adjusting or turning off the output current if the PCB temperature ≥110°C. And the output current will be restored automatically when the temperature comes normal.		
	Over Load Protection	Shut down the output when current load ≥102%, auto recovers.		
	Short Circuit Protection	Shut down automatically if short circuit occurs, auto recovers.		
	Non-load Protection:	Shut down the output if no load, auto recovers when load back to normal.		
SAFETY & EMC	Withstand Voltage	I/P-O/P: 3750Vac		
	Isolation Resistance	I/P-O/P: 100MΩ/500VDC/25°C/70%RH		
	Safety Standards	IEC/EN61347-1, IEC/EN61347-2-13		
	EMC Emission	EN55015, EN61000-3-2 Class C, IEC61000-3-3		
	EMC Immunity	EN61000-4-2,3,4,5,6,8,11 EN61547		
OTHERS	Dimension	175×44×30mm(L×W×H)		
	Packing	178×48×33mm(L×W×H)		
	Weight(G.W.)	175g±10g		

Dimensions

Unit: mm




LED Current Selection

Quick options: DIP switch for 8 optional currents' quick selection(see the table below).

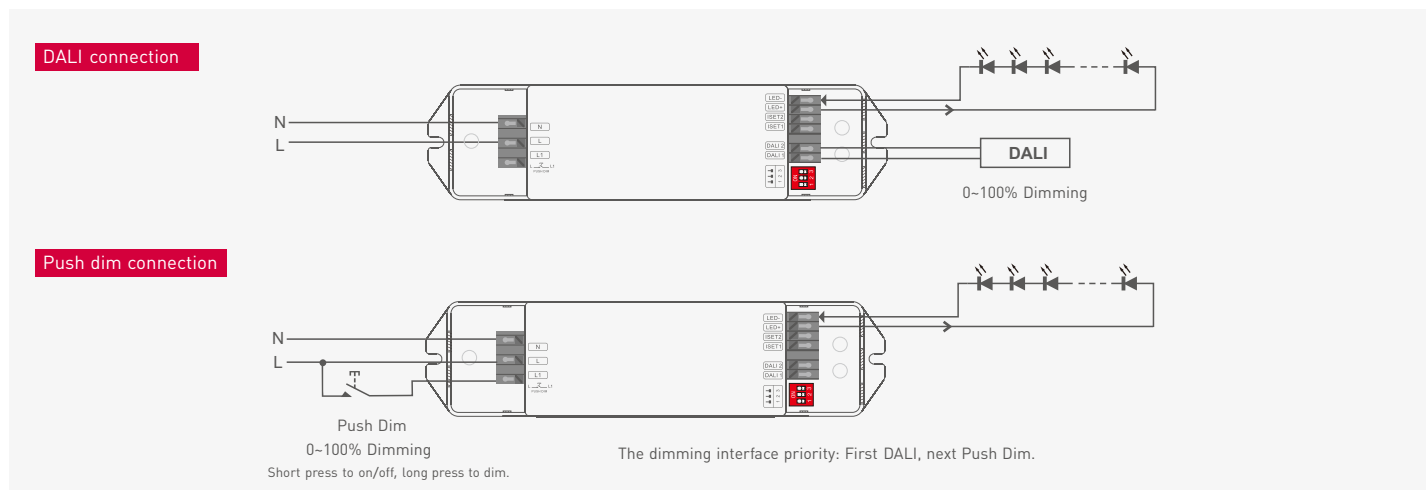
DIP Switch		⬇ ⬇ ⬇	⬇ ⬇ ⬆	⬇ ⬆ ⬆	⬆ ⬆ ⬆	⬆ ⬆ ⬆	⬆ ⬆ ⬆	⬆ ⬆ ⬆	⬆ ⬆ ⬆	⬆ ⬆ ON OFF
DALI-15-100-700-U1P1	Output Current	100mA	180mA	300mA	350mA	450mA	500mA	600mA	700mA	
	Output Voltage	10-54V	10-54V	10-50V	10-43V	10-34V	10-30V	10-25V	10-22V	
	Output Power	1W-5.4W	1.8W-9.72W	3W-15W	3.5W-15.05W	4.5W-15.3W	5W-15W	6W-15W	7W-15.4W	
DIP Switch		⬇ ⬇ ⬆	⬆ ⬆ ⬆	⬆ ⬆ ⬆	⬆ ⬆ ⬆	⬆ ⬆ ⬆	⬆ ⬆ ⬆	⬆ ⬆ ⬆	⬆ ⬆ ⬆	⬆ ⬆ ON OFF
DALI-25-150-900-U1P1	Output Current	150mA	250mA	300mA	350mA	500mA	600mA	700mA	900mA	
	Output Voltage	10-54V	10-54V	10-54V	10-54V	10-50V	10-42V	10-36V	10-28V	
	Output Power	1.5W-8.1W	2.5W-13.5W	3W-16.2W	3.5W-18.9W	5W-25W	6W-25.2W	7W-25.2W	9W-25.2W	
DIP Switch		⬆ ⬆ ⬆	⬆ ⬆ ⬆	⬆ ⬆ ⬆	⬆ ⬆ ⬆	⬆ ⬆ ⬆	⬆ ⬆ ⬆	⬆ ⬆ ⬆	⬆ ⬆ ⬆	⬆ ⬆ ON OFF
DALI-36-200-1200-U1P1	Output Current	200mA	350mA	500mA	600mA	700mA	900mA	1050mA	1200mA	
	Output Voltage	10-54V	10-54V	10-54V	10-54V	10-52V	10-40V	10-35V	10-30V	
	Output Power	2W-10.8W	3.5W-18.9W	5W-27W	6W-32.4W	7W-36.4W	9W-36W	10.5W-36.75W	12W-36W	

- * After current setting by DIP switch, power off and then power on to make the new current effective.
- * E.g. LED 3.2V/pcs: 10-54V can power 3-16pcs LEDs in series, 10-22V can power 3-6pcs LEDs, the max quantity of LEDs in series will be subject to the actual voltage of LED.

Advanced options: connect ISET port with resistors of different values to set up currents

 <p>DALI-15-100-700-U1P1 Connecting ISET with resistors can obtain the following typical currents.</p>	Current (mA)	140mA	180mA	220mA	260mA	300mA	340mA	380mA	420mA	460mA	500mA
	Resistor (KΩ)	33.93 KΩ	27.78KΩ	23.19 KΩ	19.32KΩ	16.34 KΩ	14.05 KΩ	11.96KΩ	10.17 KΩ	8.57KΩ	7.16 KΩ
<p>DALI-25-150-900-U1P1 Connecting ISET with resistors can obtain the following typical currents.</p>	Current (mA)	200mA	250mA	300mA	350mA	400mA	450mA	500mA	550mA	600mA	650mA
	Resistor (KΩ)	34KΩ	26.93KΩ	22.3KΩ	18.98 KΩ	15.93 KΩ	13.31 KΩ	11.45 KΩ	9.53KΩ	8.23 KΩ	6.72KΩ
<p>DALI-36-200-1200-U1P1 Connecting ISET with resistors can obtain the following typical currents.</p>	Current (mA)	250mA	300mA	350mA	400mA	450mA	500mA	550mA	600mA	650mA	700mA
	Resistor (KΩ)	41.6KΩ	34.7 KΩ	29.52KΩ	25.4 KΩ	21.9 KΩ	19 KΩ	16.66 KΩ	14.5KΩ	12.62 KΩ	11.19KΩ
	Current (mA)	750mA	800mA	850mA	900mA	950mA	1000mA	1050mA	1100mA	1150mA	
	Resistor (KΩ)	9.8 KΩ	8.57 KΩ	7.43 KΩ	6.42 KΩ	5.47 KΩ	4.65 KΩ	3.93 KΩ	3.2 KΩ	2.57 KΩ	

Wiring diagram



Push Dimming



Reset Switch

- On/off control: Short press.
- Stepless dimming: Long press.
- With every other long press, the light level goes to the opposite direction.
- Dimming memory: Brightness will be the same as previously adjusted when turning off and on again.