

# EUP10D-1HMC-0

## DALI Constant Current Dimming Driver

### Summary

EUP10D-1HMC-0 is a 10W AC/DC constant current mode output LED driver featuring the multiple levels selectable by DIP switch and complies with DALI standard protocol IEC 62386. EUP10D-1HMC-0 can be connected to DALI main controller or Touch DIM to achieve a smooth dimming effect.

### Product Features

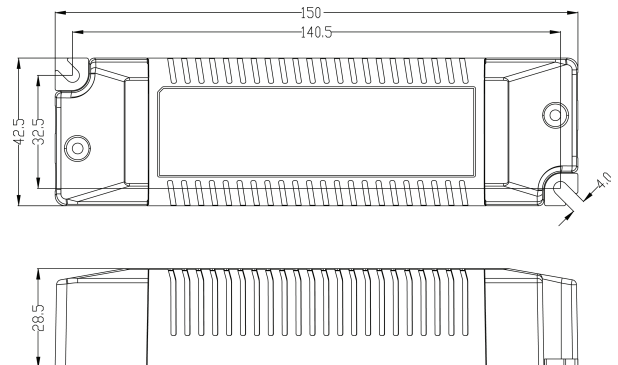
- Single channel output, output current level selectable by DIP S.W.
- Meet DALI Protocol IEC 62386
- Support Touch-DIM function
- High efficiency up to 85 %
- Built-in active PFC function
- Dimming effect smooth, no flicker
- Protections: Short circuit, over load, over temperature
- Suitable for indoor LED lighting application, such as down light, spot light, and so on

### Technical Parameters


Model	EUP10D-1HMC-0				
Output	Current	120mA	180mA	240mA	300mA
	Voltage	9-40VDC	9-40VDC	9-40VDC	9-33VDC
	Power	4.8W	7.2W	9.6W	9.9W
	Current Accuracy	±5%			
	No load Output Voltage	50VDC			
	Output LF current ripple(<120Hz)	<3%			
Input	Channels	1			
	Voltage	220 –240VAC			
	Frequency	50/60Hz			
	PowerFactor (Typ)	≥0.95@230VAC,full load			
	Efficiency	85%@230VAC,full load			
	THD	< 10%@230VAC,full load			
	Standby power	< 0.5W			
	Current	0.06Amax@230VAC			
Protection	Inrush Current	Cold start,18A(twidth=14us measured at 50% Ipeak)@230VAC			
	Short circuit	Close output, recovers automatically after fault removed			
	Over load	When the output voltage is exceeded, the output current decreases and, recovers automatically when the load is reduced.			
Function	Over temperature	Shut down the output, recovers automatically when temp. back to normal.			
	Dimming	DALI /Touch DIM			
Others	Dimension	150*43*29 mm (L*W*H)			
	G.W	125g			
	Working temp.	-20℃ ~ 50℃			
	Relative humidity	20~90% RH			



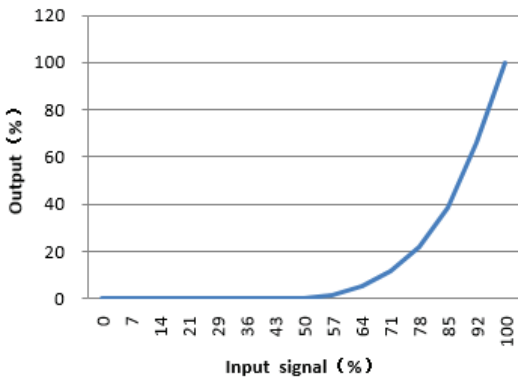
### Dimension (mm)



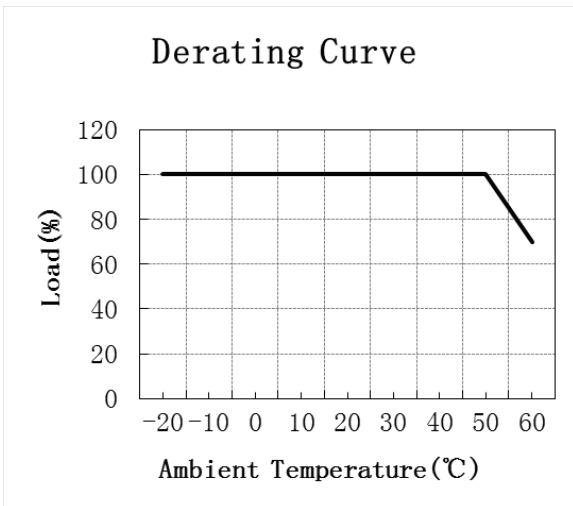
### Wiring Diagram



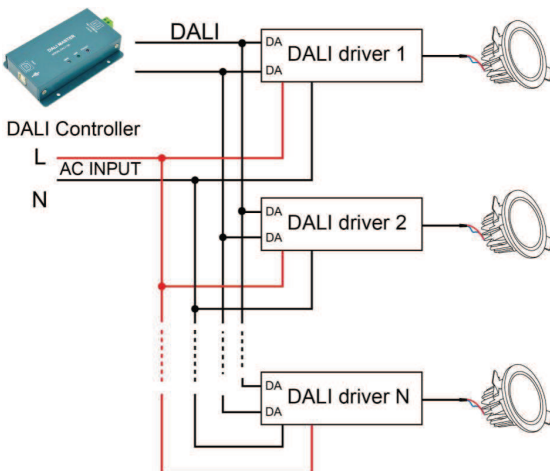
### Dimming Curve



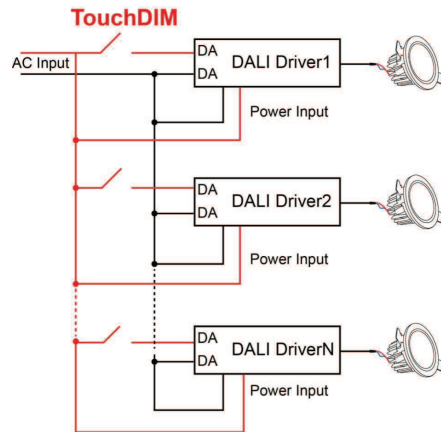
### Derating Curve



### DALI Diagram



### Touch DIM diagram



Remark: Only use open push button without indicator light. Maximum cable length between each Unit: 20 meters.

### Touch DIM function

1. Short press the Touch DIM switch (<0.5s) to control the lamp on or off.
2. Long press the Touch DIM switch (>0.5s) to dim the brightness of light. The dimming direction will change every time after pressing switch.
3. Double-click the Touch DIM switch (<0.3s), then all lamps connected on the device will be set maximum brightness.
4. The brightness adjustment range is 1%-100%, and the light can be turned off through short pressing when doing the adjustment with long pressing Touch DIM switch.
5. With the Power off memory function, the power-down state will be recovered when power on again.

### Current Selection Table

EUP10D-1HMC-0 is a multi-current dimming driver, output current level selectable by DIP S.W., as the following:

Current	DIP-1	DIP-2
120mA	OFF	OFF
180mA	ON	OFF
240mA	OFF	ON
300mA	ON	ON

Remark: Function default setting is: 120mA (@switch are all OFF state)

## Cautions

- 1.This product should be installed by qualified personnel.
- 2.DALI and Touch-DIM functions can not be used at the same time.
- 3.This product is non waterproof, need to avoid sun and rain.In case of outdoor use, please ensure it is mounted in a water proof enclosure.
- 4.Good heat dissipation conditions extend product life.  
Please install the product in a well-ventilated environment.
- 5.Please make sure LED power supply output voltage, current is used to meet the product requirements.
- 6.Please ensure that adequate sized cable is used from the controller to the LED lights to carry the current.  
Please also ensure that the cable is secured tightly in the connector.
- 7.Due to safety concerns, PVC or rubber cord of 0.75-2.5mm<sup>2</sup> is recommended for input and output terminal(s) (excluding signal terminals). Flat power cord is not suitable.Ensure all wire connections and polarities are correct before applying power to avoid any damages to the LED lights.
- 8.In case of malfunction, do not repair it yourself.