

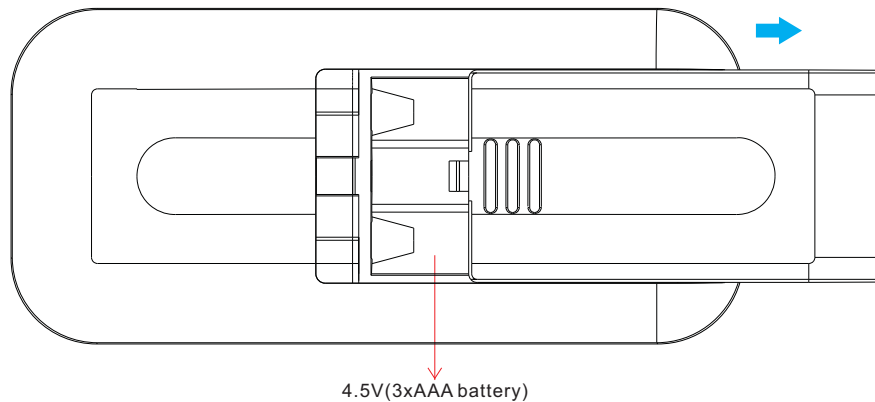
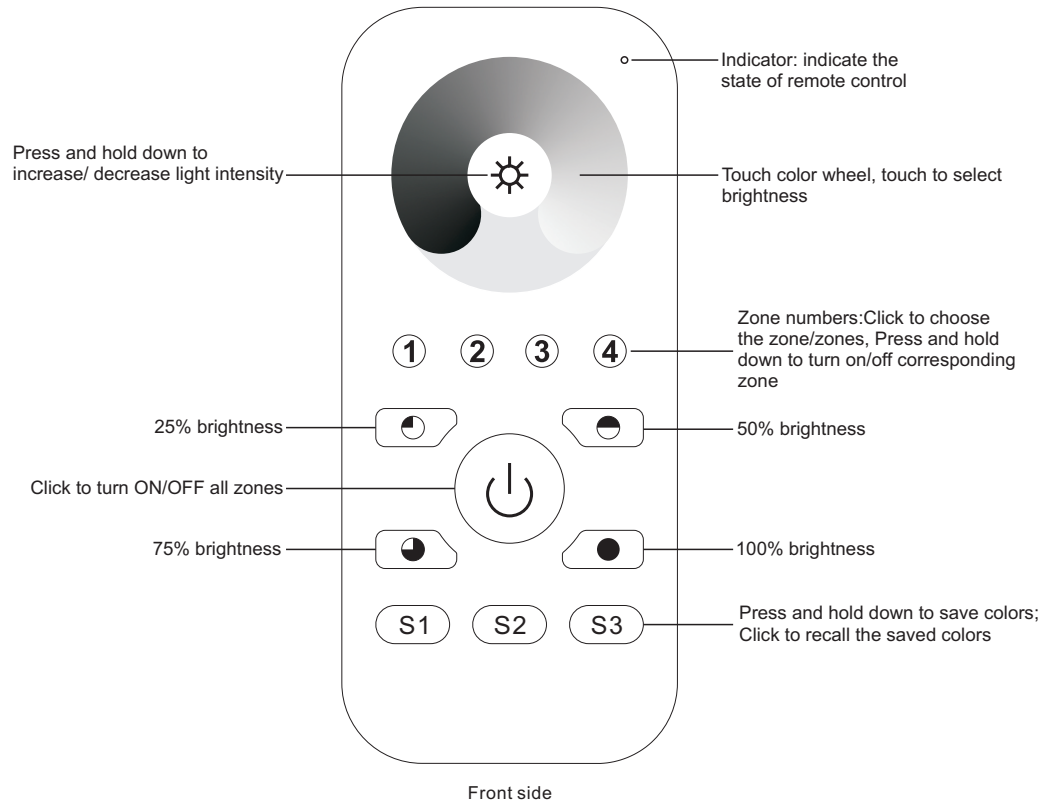
# RF Single Color Remote Controller

09.289SD.04166



**Important:** Read All Instructions Prior to Installation

## Function introduction



## Product Data

Output	RF signal
Operation Frequency	868/915/434MHz
Power Supply	4.5V(3xAAA battery)
Operating temperature	0-40°C
Relative humidity	8% to 80%
Dimensions	120x55x17mm

- Control 4 zones of RF receivers separately.
- Single color controller
- High sensitive & high stable touch color wheel, fast & precise color control.
- Compatible with all universal series RF receivers
- 1 receiver can be paired by max 8 different remote controls.
- Waterproof grade: IP20

## Safety & Warnings

- This device contains AAA batteries that shall be stored and disposed properly.
- DO NOT expose the device to moisture.

## Operation

### 1. Pair with RF receivers:

Turn on the RF remote → Click "Learning Key" on RF receiver → Click a zone number :1-4 → touch color wheel on RF remote → LED lights connected with the RF receiver will flicker once

→ The receiver is paired with the remote successfully.

### 2. Play the remote after pairing:

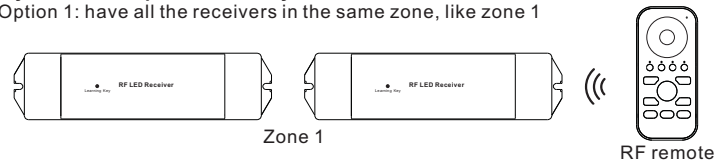
Turn on RF remote → Click the paired zone number/numbers → Touch color wheel or other buttons to do the controlling

### 3. How to delete the pairing:

Press and hold down "Learning Key" on the receiver for over 3 seconds until connected LED lights flicker twice, which means the pairing is deleted successfully.

### If you use multiple receivers, you have two choices:

Option 1: have all the receivers in the same zone, like zone 1



Option 2: have each receiver in a different zone, like zone 1, 2, 3 or 4

